


OASAS Provider Directory



[Back to Provider Search Results](#)



New York State Office of Alcoholism and Substance Abuse Services  
Treatment Program Scorecard 2011

V  
2.1.2  
07-27  
-2012  
01:20

Service: Intensive Residential  
 Provider Name: Hospitality House Therapeutic Comm Inc Provider No: 170  
 Program No: 692 Certificate No: 10043  
 Address: 271 Central Avenue  
 Albany, NY 12206

Avg Daily Enrollment: 66 Certified Capacity: 72  
 Admissions: 93 Transfers In: 0  
 Discharges: 90 Transfers Out: 0  
 Unique Clients Served: 153

**Access [Jan 1 - Dec 31, 2011]**

	Program Score	Program Rating	Statewide Score	Statewide Rating
One Month Retention Rate (%)	97	★★★★★	78	★★

**Quality [Jan 1 - Dec 31, 2011]**

	Program Score	Program Rating	Statewide Score	Statewide Rating
Three Month Retention Rate (%)	82	★★★★☆	75	★★★
Six Month Retention Rate (%)	69	★★★★☆	57	★★★
One Year Retention Rate (%)	Does Not Apply		46	★★★★★
% Completing Program or Referred	63	★★★★☆	59	★★★
% Program Completers Admitted into Ambulatory Treatment	76	★★★★★	51	★★★

**Outcomes [Jan 1 - Dec 31, 2011]**

	Program Score	Program Rating	Statewide Score	Statewide Rating
% with Discontinued Use	99	★★★★★	88	★★★★★
% Maintaining Full Time / Improving Employment	99	★★★★★	35	★★

**Efficiency [Jan 1 - Dec 31, 2011]**

	Program Score	Program Rating	Statewide Score	Statewide Rating
Utilization Rate (%)	92	★★	84	★
Sessions / FTE Primary Counselor / Week	13	★★★★★	15	★★★★★

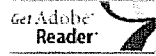
**Compliance**

	Program Rating	Statewide Rating
Recertification Review - [Latest Review: Oct 8, 2009]	★★★★★	★★★★★
Facility Inspection - [Latest Review: Mar 21, 2012]	★★★★★	★★★★★
Fiscal Viability (1) - [Latest Review: Sep 4, 2009]	★★★	★★★★★

Hope House

OASAS Provider Directory

[Back to Provider Search Results](#)



New York State Office of Alcoholism and Substance Abuse Services  
Treatment Program Scorecard 2011

V  
2.1.2  
07-27  
-2012  
01:24

Service: Intensive Residential  
 Provider Name: Hope House, Inc. Provider No: 35300  
 Program No: 465 Certificate No: 10138  
 Address: 261 N Pearl Street  
 Albany, NY 12207-1299

Avg Daily Enrollment: 31 Certified Capacity: 35  
 Admissions: 78 Transfers In: 0  
 Discharges: 77 Transfers Out: 0  
 Unique Clients Served: 105

**Access [Jan 1 - Dec 31, 2011]**      **Program**      **Statewide**  
    **Score Rating**      **Score Rating**  
 One Month Retention Rate (%) 75      ☆☆      78      ☆☆

**Quality [Jan 1 - Dec 31, 2011]**

	Program Score	Program Rating	Statewide Score	Statewide Rating
Three Month Retention Rate (%)	71	☆☆	75	☆☆☆
Six Month Retention Rate (%)	53	☆☆	57	☆☆☆
One Year Retention Rate (%)	Does Not Apply		46	☆☆☆☆
% Completing Program or Referred	46	☆☆	59	☆☆☆
% Program Completers Admitted into Ambulatory Treatment	67	☆☆☆☆	51	☆☆☆

**Outcomes [Jan 1 - Dec 31, 2011]**

	Program Score	Program Rating	Statewide Score	Statewide Rating
% with Discontinued Use	90	☆☆☆☆☆	88	☆☆☆☆
% Maintaining Full Time / Improving Employment	0	☆	35	☆☆

**Efficiency [Jan 1 - Dec 31, 2011]**

	Program Score	Program Rating	Statewide Score	Statewide Rating
Utilization Rate (%)	88	☆	84	☆
Sessions / FTE Primary Counselor / Week	14	☆☆☆☆	15	☆☆☆☆


**Compliance**

	Program Rating	Statewide Rating
Recertification Review - [Latest Review: Jan 21, 2011]	☆☆☆	☆☆☆☆
Facility Inspection - [Latest Review: Feb 8, 2012]	☆☆☆☆	☆☆☆☆
Fiscal Viability (1) - [Latest Review: Jun 27, 2011]	☆☆☆☆☆	☆☆☆☆

OASAS Provider Directory

*Homer Perkins*

[Back to Provider Search Results](#)



New York State Office of Alcoholism and Substance Abuse Services  
Treatment Program Scorecard 2011

V  
2.1.2  
07-27  
-2012  
01:26

Service: Intensive Residential  
 Provider Name: Trinity Institution/Homer Perkins Ctr. Provider No: 24440  
 Program No: 6415 Certificate No: 10049  
 Address: 76-82 Second Street  
 Albany, NY 12210

Avg Daily Enrollment: 18 Certified Capacity: 20  
 Admissions: 41 Transfers In: 0  
 Discharges: 39 Transfers Out: 0  
 Unique Clients Served: 58

**Access [Jan 1 - Dec 31, 2011]**

	Program Score Rating	Statewide Score Rating
One Month Retention Rate (%)	82 ★★★	78 ★★

**Quality [Jan 1 - Dec 31, 2011]**

	Program Score	Program Rating	Statewide Score	Statewide Rating
Three Month Retention Rate (%)	75	★★★	75	★★★
Six Month Retention Rate (%)	44	★	57	★★★
One Year Retention Rate (%)	Does Not Apply		46	★★★★
% Completing Program or Referred	56	★★★	59	★★★
% Program Completers Admitted into Ambulatory Treatment	55	★★★	51	★★★

**Outcomes [Jan 1 - Dec 31, 2011]**

	Program Score	Program Rating	Statewide Score	Statewide Rating
% with Discontinued Use	81	★★★	88	★★★★
% Maintaining Full Time / Improving Employment	11	★	35	★★

**Efficiency [Jan 1 - Dec 31, 2011]**

	Program Score	Program Rating	Statewide Score	Statewide Rating
Utilization Rate (%)	88	★	84	★
Sessions / FTE Primary Counselor / Week	9	★★★	15	★★★★


**Compliance**

	Program Rating	Statewide Rating
Recertification Review - [Latest Review: Jun 17, 2010]	★★★	★★★★
Facility Inspection - [Latest Review: May 17, 2012]	★★★★	★★★★
Fiscal Viability (1) - [Latest Review: May 23, 2012]	★★★	★★★★

ACCA

OASAS Provider Directory

[Back to Provider Search Results](#)



New York State Office of Alcoholism and Substance Abuse Services  
Treatment Program Scorecard 2011

V  
2.1.2  
07-27  
-2012  
01:27

Service: Community Residential  
 Provider Name: Addictions Care Center of Albany Inc. Provider No: 35090  
 Program No: 50114 Certificate No: 10128  
 Address: 90 McCarty Avenue  
 Albany, NY 12202

Avg Daily Enrollment: 22 Certified Capacity: 24  
 Admissions: 91 Transfers In: 0  
 Discharges: 90 Transfers Out: 0  
 Unique Clients Served: 112

**Access [Jan 1 - Dec 31, 2011]**

	Program Score Rating	Statewide Score Rating
One Month Retention Rate (%)	81 ☆	82 ☆

**Quality [Jan 1 - Dec 31, 2011]**

	Program Score Rating	Statewide Score Rating
Three Month Retention Rate (%)	71 ☆☆	73 ☆☆☆

**Efficiency [Jan 1 - Dec 31, 2011]**

	Program Score Rating	Statewide Score Rating
Utilization Rate (%)	93 ☆☆☆	91 ☆☆

**Compliance**

**Program Statewide Rating Rating**

Recertification Review - [Latest Review: Jan 20, 2011] ☆☆☆☆ ☆☆☆☆  
 Facility Inspection - [Latest Review: May 22, 2012] ☆☆☆☆ ☆☆☆☆  
 Fiscal Viability (1) - [Latest Review: Feb 14, 2011] ☆☆☆☆☆ ☆☆☆☆☆

Rating: 1-5 Stars. 5 Stars is Highest Performing

Footnotes:

(1) Fiscal Viability is a provider level score. It will be the same for all programs within a provider.


**Program Information as of [Jun 13, 2012]**

Provider Website: [www.theacca.net](http://www.theacca.net)  
 Site Address: 90 McCarty Avenue, Albany, NY 12202  
 Contact Telephone for Admissions: (518) 434-8083  
 Handicap Accessible: Yes

# OASAS Provider Directory

*Next Step*

[Back to Provider Search Results](#)



New York State Office of Alcoholism and Substance Abuse Services  
Treatment Program Scorecard 2011

V  
2.1.2  
07-27  
-2012  
01:28

Service: Intensive Residential  
 Provider Name: Next Step (The) Provider No: 35080  
 Program No: 50100 Certificate No: 11703  
 Address: 2 Holland Avenue  
 Albany, NY 12209

Avg Daily Enrollment: 19 Certified Capacity: 20  
 Admissions: 38 Transfers In: 0  
 Discharges: 36 Transfers Out: 0  
 Unique Clients Served: 55

Access [Jan 1 - Dec 31, 2011]	Program Score Rating	Statewide Score Rating
One Month Retention Rate (%)	92 ★★★★★★	78 ★★

Quality [Jan 1 - Dec 31, 2011]	Program Score	Program Rating	Statewide Score	Statewide Rating
Three Month Retention Rate (%)	82	★★★★★	75	★★★
Six Month Retention Rate (%)	67	★★★★★	57	★★★
One Year Retention Rate (%)	52	★★★★★	46	★★★★★
% Completing Program or Referred	58	★★★	59	★★★
% Program Completers Admitted into Ambulatory Treatment	71	★★★★★	51	★★★

Outcomes [Jan 1 - Dec 31, 2011]	Program Score	Program Rating	Statewide Score	Statewide Rating
% with Discontinued Use	88	★★★★★	88	★★★★★
% Maintaining Full Time / Improving Employment	Does Not Apply		35	★★

Efficiency [Jan 1 - Dec 31, 2011]	Program Score	Program Rating	Statewide Score	Statewide Rating
Utilization Rate (%)	94	★★★★	84	★
Sessions / FTE Primary Counselor / Week	15	★★★★★	15	★★★★★

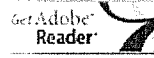
Compliance	Program Rating	Statewide Rating
Recertification Review - [Latest Review: May 24, 2012]	★★★★★	★★★★★
Facility Inspection - [Latest Review: May 22, 2012]	★★★★★	★★★★★
Fiscal Viability (1) - [Latest Review: Apr 9, 2012]	★★★★★	★★★★★

OASAS Provider Directory



[Back to Provider Search Results](#)

Click [HERE](#) for a  
Printer Friendly  
Version



New York State Office of Alcoholism and Substance Abuse Services  
Treatment Program Scorecard 2011

V  
2.1.2  
07-27  
-2012  
01:32

Service: Intensive Residential  
 Provider Name: Bridge Center of Schenectady Inc Provider No: 32  
 Program No: 442 Certificate No: 10104  
 Address: 70-72 Union Avenue  
 Schenectady, NY 12308

Avg Daily Enrollment: 17 Certified Capacity: 24  
 Admissions: 52 Transfers In: 0  
 Discharges: 61 Transfers Out: 0  
 Unique Clients Served: 72

**Access [Jan 1 - Dec 31, 2011]**

	Program Score Rating	Statewide Score Rating
One Month Retention Rate (%)	77 ★★	78 ★★

**Quality [Jan 1 - Dec 31, 2011]**

	Program Score	Program Rating	Statewide Score	Statewide Rating
Three Month Retention Rate (%)	64	★	75	★★★★
Six Month Retention Rate (%)	45	★	57	★★★
One Year Retention Rate (%)	Does Not Apply		46	★★★★★
% Completing Program or Referred	46	★★★	59	★★★★
% Program Completers Admitted into Ambulatory Treatment	67	★★★★★	51	★★★★

**Outcomes [Jan 1 - Dec 31, 2011]**

	Program Score	Program Rating	Statewide Score	Statewide Rating
% with Discontinued Use	72	★★★	88	★★★★★
% Maintaining Full Time / Improving Employment	24	★	35	★★

**Efficiency [Jan 1 - Dec 31, 2011]**

	Program Score	Program Rating	Statewide Score	Statewide Rating
Utilization Rate (%)	73	★	84	★
Sessions / FTE Primary Counselor / Week	14	★★★★★	15	★★★★★

**Compliance**

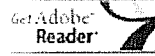
	Program Rating	Statewide Rating
Recertification Review - [Latest Review: Oct 28, 2010]	★★★	★★★★★
Facility Inspection - [Latest Review: Sep 21, 2011]	★★★★★	★★★★★
Fiscal Viability (1) - [Latest Review: Aug 19, 2010]	★★★	★★★★★

OASAS Provider Directory

Phoenix House

[Back to Provider Search Results](#)

Click [HERE](#) for a  
Printer-Friendly  
Version



New York State Office of Alcoholism and Substance Abuse Services  
Treatment Program Scorecard 2011

V  
2.1.2  
07-27  
-2012  
01:38

Service: Intensive Residential  
 Provider Name: Phoenix Houses of New York, Inc. Provider No: 16820  
 Program No: 6023 Certificate No: 10036  
 Address: Back River Road  
 South Kortright, NY 13842

Avg Daily Enrollment: 147 Certified Capacity: 168  
 Admissions: 327 Transfers In: 59  
 Discharges: 366 Transfers Out: 56  
 Unique Clients Served: 510

**Access [Jan 1 - Dec 31, 2011]**      **Program      Statewide**  
    **Score Rating      Score Rating**  
 One Month Retention Rate (%) 82      ★★★★★ 78      ★★

Quality [Jan 1 - Dec 31, 2011]	Program		Statewide	
	Score	Rating	Score	Rating
Three Month Retention Rate (%)	76	★★★★	75	★★★★
Six Month Retention Rate (%)	60	★★★★★	57	★★★★
One Year Retention Rate (%)	Does Not Apply		46	★★★★★
% Completing Program or Referred	62	★★★★★	59	★★★★
% Program Completers Admitted into Ambulatory Treatment	48		51	★★★★

Outcomes [Jan 1 - Dec 31, 2011]	Program		Statewide	
	Score	Rating	Score	Rating
% with Discontinued Use	92	★★★★★★	88	★★★★★
% Maintaining Full Time / Improving Employment	4	★	35	★★


Efficiency [Jan 1 - Dec 31, 2011]	Program		Statewide	
	Score	Rating	Score	Rating
Utilization Rate (%)	87	★	84	★
Sessions / FTE Primary Counselor / Week	8	★★★★	15	★★★★★

Compliance	Program		Statewide	
	Rating		Rating	
Recertification Review - [Latest Review: Apr 22, 2011]	★★★★		★★★★★	
Facility Inspection - [Latest Review: Jan 13, 2012]	★★★★★		★★★★★	
Fiscal Viability (1) - [Latest Review: Mar 8, 2012]	★★★★★★		★★★★★★	

# OASAS Provider Directory

*Daytop*

[Back to Provider Search Results](#)



New York State Office of Alcoholism and Substance Abuse Services  
Treatment Program Scorecard 2011

V  
2.1.2  
07-27  
-2012  
01:39

Service: Intensive Residential  
 Provider Name: Daytop Village, Inc. Provider No: 16810  
 Program No: 369 Certificate No: 10028  
 Address: 437 Parksville Road  
 Parksville, NY 12768

Avg Daily Enrollment: 150 Certified Capacity: 200  
 Admissions: 60 Transfers In: 253  
 Discharges: 271 Transfers Out: 78  
 Unique Clients Served: 449

**Access [Jan 1 - Dec 31, 2011]**

	Program Score Rating	Statewide Score Rating
One Month Retention Rate (%)	90 ★★★★★★	78 ★★★

**Quality [Jan 1 - Dec 31, 2011]**

	Program Score Rating	Statewide Score Rating
Three Month Retention Rate (%)	78 ★★★★★	75 ★★★★★
Six Month Retention Rate (%)	59 ★★★★★	57 ★★★★★
One Year Retention Rate (%)	44 ★★★★★	46 ★★★★★
% Completing Program or Referred	53 ★★★★★	59 ★★★★★
% Program Completers Admitted into Ambulatory Treatment	61 ★★★★★	51 ★★★★★

**Outcomes [Jan 1 - Dec 31, 2011]**

	Program Score Rating	Statewide Score Rating
% with Discontinued Use	87 ★★★★★	88 ★★★★★
% Maintaining Full Time / Improving Employment	23 ★	35 ★★

**Efficiency [Jan 1 - Dec 31, 2011]**

	Program Score Rating	Statewide Score Rating
Utilization Rate (%)	75 ★	84 ★
Sessions / FTE Primary Counselor / Week	12 ★★★★★	15 ★★★★★

**Compliance**

	Program Rating	Statewide Rating
Recertification Review - [Latest Review: Jul 22, 2011]	★★★	★★★★★
Facility Inspection - [Latest Review: Jan 10, 2012]	★★★★★	★★★★★
Fiscal Viability (1) - [Latest Review: Dec 9, 2011]	★★★★	★★★★★




# OASAS Provider Directory



[Back to Provider Search Results](#)

Click [HERE](#) for a  
Printer-Friendly  
Version



New York State Office of Alcoholism and Substance Abuse Services  
Treatment Program Scorecard 2011

V  
2.1.2  
07-27  
-2012  
01:39

Service: Intensive Residential  
 Provider Name: Daytop Village, Inc. Provider No: 16810  
 Program No: 367 Certificate No: 10029  
 Address: 4504 State Route 55  
 Swan Lake, NY 12783

Avg Daily Enrollment: 191 Certified Capacity: 226  
 Admissions: 189 Transfers In: 347  
 Discharges: 471 Transfers Out: 89  
 Unique Clients Served: 688

**Access [Jan 1 - Dec 31, 2011]**

	Program Score Rating	Statewide Score Rating
One Month Retention Rate (%)	84 ☆☆☆	78 ☆☆

**Quality [Jan 1 - Dec 31, 2011]**

	Program Score	Program Rating	Statewide Score	Statewide Rating
Three Month Retention Rate (%)	77	☆☆☆	75	☆☆☆
Six Month Retention Rate (%)	58	☆☆☆	57	☆☆☆
One Year Retention Rate (%)	Does Not Apply		46	☆☆☆☆
% Completing Program or Referred	58	☆☆☆	59	☆☆☆
% Program Completers Admitted into Ambulatory Treatment	57	☆☆☆	51	☆☆☆

**Outcomes [Jan 1 - Dec 31, 2011]**

	Program Score	Program Rating	Statewide Score	Statewide Rating
% with Discontinued Use	87	☆☆☆☆	88	☆☆☆☆
% Maintaining Full Time / Improving Employment	23	☆	35	☆☆

**Efficiency [Jan 1 - Dec 31, 2011]**

	Program Score	Program Rating	Statewide Score	Statewide Rating
Utilization Rate (%)	85	☆	84	☆
Sessions / FTE Primary Counselor / Week	9	☆☆☆	15	☆☆☆☆

**Compliance**

	Program Rating	Statewide Rating
Recertification Review - [Latest Review: Jul 28, 2011]	☆☆	☆☆☆☆
Facility Inspection - [Latest Review: Jan 11, 2012]	☆☆☆☆	☆☆☆☆
Fiscal Viability (1) - [Latest Review: Dec 9, 2011]	☆☆☆	☆☆☆☆

OASAS Provider Directory

*New Hope Manor*

[Back to Provider Search Results](#)

Click [HERE](#) for a  
Printer Friendly  
Version



New York State Office of Alcoholism and Substance Abuse Services  
Treatment Program Scorecard 2011

V  
2.1.2  
07-27  
-2012  
01:40

Service: Intensive Residential  
 Provider Name: New Hope Manor, Inc. Provider No: 219  
 Program No: 248 Certificate No: 10063  
 Address: 35 Hillside Road  
 Barryville, NY 12719

Avg Daily Enrollment: 36 Certified Capacity: 48  
 Admissions: 65 Transfers In: 0  
 Discharges: 63 Transfers Out: 0  
 Unique Clients Served: 100

**Access [Jan 1 - Dec 31, 2011]**

	Program	Statewide
	Score Rating	Score Rating
One Month Retention Rate (%)	71 ★	78 ★★

**Quality [Jan 1 - Dec 31, 2011]**

	Program	Statewide
	Score Rating	Score Rating
Three Month Retention Rate (%)	80 ★★★★★	75 ★★★
Six Month Retention Rate (%)	58 ★★★	57 ★★★
One Year Retention Rate (%)	27 ★	46 ★★★★★
% Completing Program or Referred	32 ★	59 ★★★
% Program Completers Admitted into Ambulatory Treatment	18 ★	51 ★★★

**Outcomes [Jan 1 - Dec 31, 2011]**

	Program	Statewide
	Score Rating	Score Rating
% with Discontinued Use	100 ★★★★★★	88 ★★★★★
% Maintaining Full Time / Improving Employment	Does Not Apply	35 ★★

**Efficiency [Jan 1 - Dec 31, 2011]**

	Program	Statewide
	Score Rating	Score Rating
Utilization Rate (%)	76 ★	84 ★
Sessions / FTE Primary Counselor / Week	16 ★★★★★	15 ★★★★★

**Compliance**

	Program	Statewide
	Rating	Rating
Recertification Review - [Latest Review: Oct 8, 2009]	★★★★★	★★★★★
Facility Inspection - [Latest Review: Feb 15, 2012]	★★★★★	★★★★★
Fiscal Viability (1) - [Latest Review: Aug 19, 2010]	★★★★★	★★★★★